

MarKiDini Cal – Part 12



This block is made by Kiki (designer)

Designed by:

Muis Creations

In Association with:

Kiki Dumoulin

Dini Bleijenberg

This week we are going to make Blocks 44 through 48 including some or all of the lines.

Youtube Link *made by: Tania Leis*

Right handed: <https://youtu.be/CM4KTBkwVAc>

Left handed: <https://youtu.be/Nsy5o2-lekM>

Lines of the Medium Blanket

After block	Next to block	On top of block	Bind off row
45		45	Yes
46	45/46		NO
47		46/47	Yes
48			

Lines of the Large Blanket

After block	Next to block	On top of block	Bind off row
45		45	Yes
46	45/46		NO
47	47	46/47	Yes
48	48		Yes

Block 45 *design: Marjolein*

Abbreviations	
TSS	Tun Simple Stitch
TPS	Tun Purl Stitch
TKS	Tun Knit Stitch
TDS	Tun Double Stitch
YO	Yarn Over
TOG	Together

Attaching:

Block 45 count over 30 loops of the horizontal line on top of Blocks 28 and 32, join in back, pick up 30 loops across and make connection (32 loops on hook)

	SKIP STITCH
	border / connection loop
	TSS
	TPS
	TKS
	popcorn
	BPTSS
	TSS, YO, TSS
	return stitch
	1 TKS over 1 TPS left
	1 TKS over 1 TPS right

Some things from normal crochet are also possible in Tunisian crochet, like a back post stitch. That is what we are going to use in this pattern to create nice flowers.

BPTSS – Back post TSS

Insert hook from front to back to front again so it is under both front and back loops of next stitch, YO and pull up a loop

Work the first BPTSS stitches around the YO of the increase in Row 3.
In the next few rows you pick up the previous BPTSS.

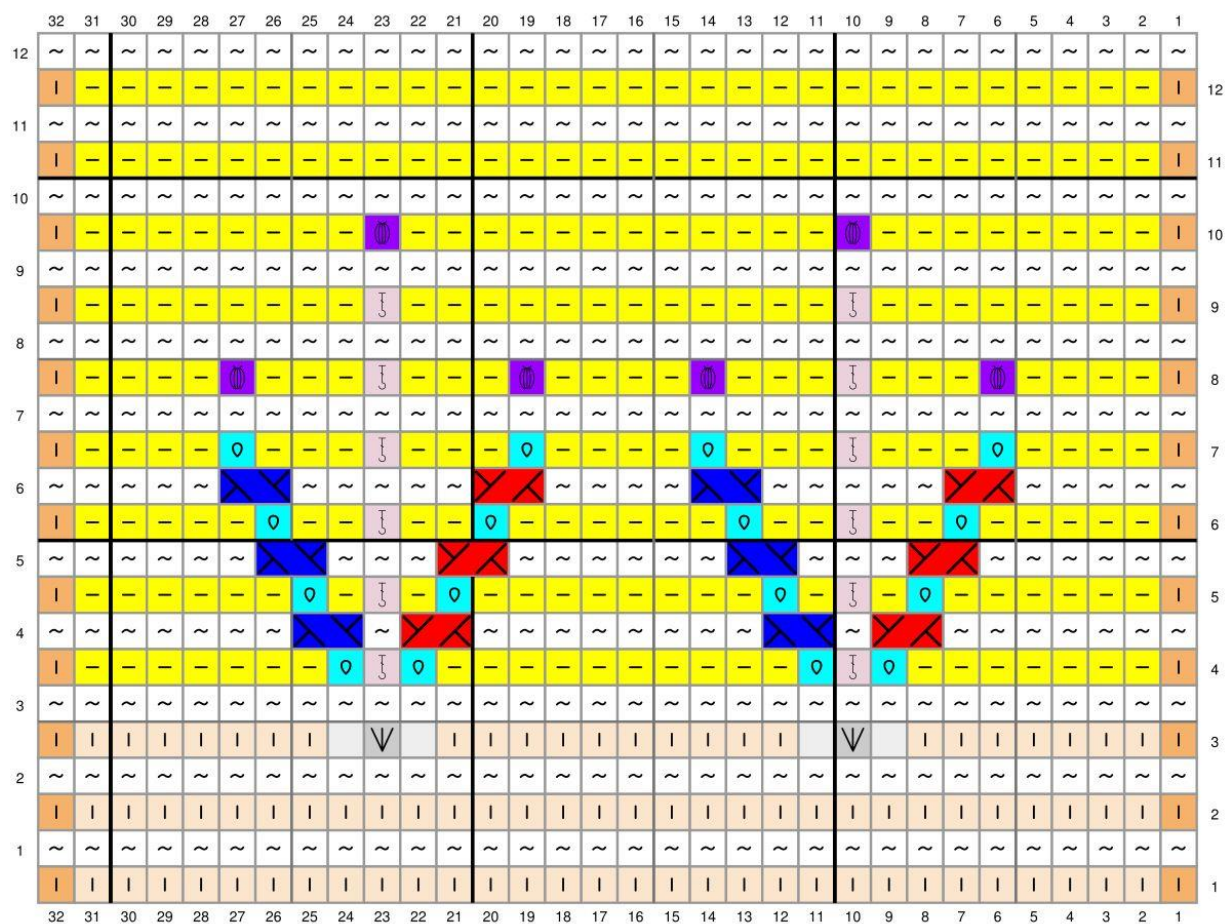
NOTE: The increase can be worked as a TKS if it creates too large of a hole when working as TSS.

TDS – Tun Double stitch

Yarn over, insert hook under next vertical bar and pull up a loop, YO and pull through 2 loops

Popcorn

Make 5 TDS in 1 stitch, yarn over and pull through all 5 loops on the hook



Abbreviations


TSS	<i>Tun Simple Stitch</i>
TPS	<i>Tun Purl Stitch</i>
TKS	<i>Tun Knit Stitch</i>
TRS	<i>Tun Reversed Stitch</i>
TFS	<i>Tun Full Stitch</i>
YO	<i>Yarn Over</i>
TOG	<i>Together</i>

	Border / Connection loop
	TSS
	TKS
	TKS goes in the front to the right
	TKS goes in the front to the left
	Return stitch
	1 TKS over 3 TKS right
	1 TKS over 3 TKS left

ATTENTION!

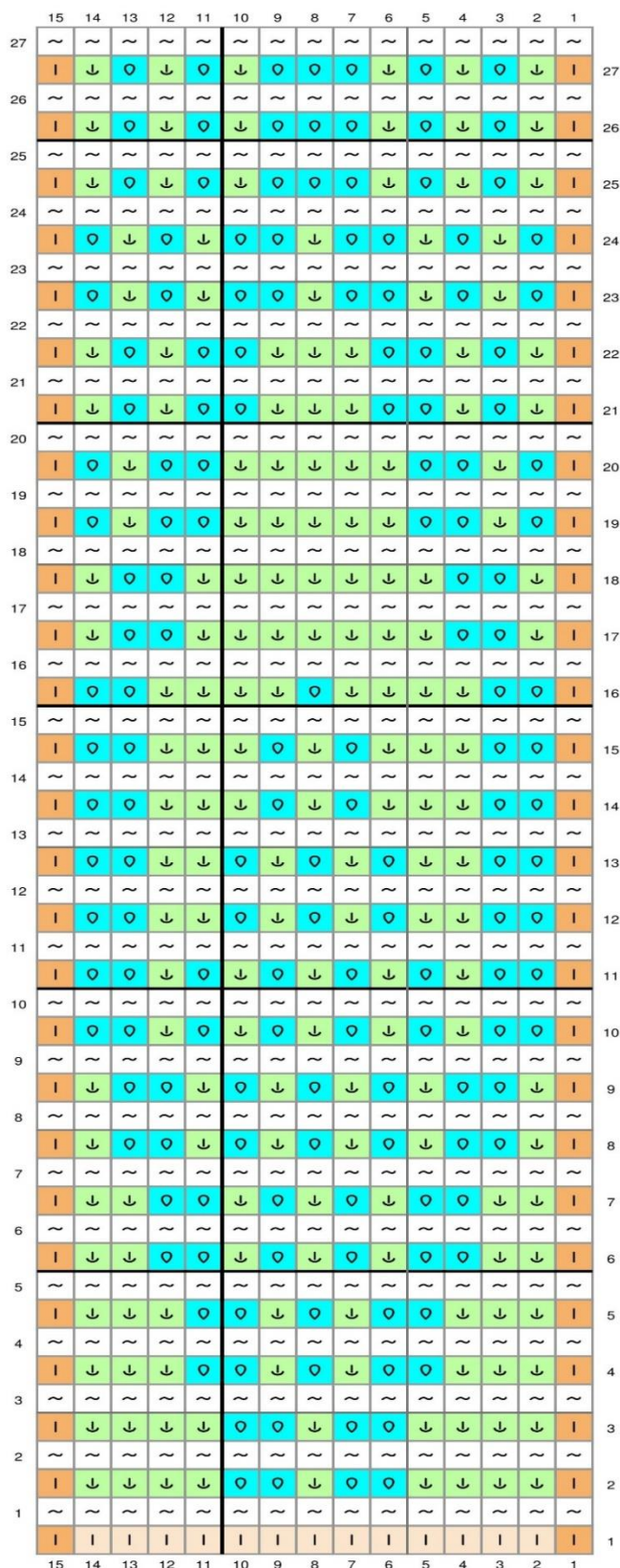
THE CABLES ARE 1 TKS OVER 3 TKS

Attaching: Join in back of right corner of horizontal line above Block 45, pick up 30 loops across and make connection (32 loops on hook)



Block 47

design: Kiki



Abbreviations

TSS	Tun Simple Stitch
TPS	Tun Purl Stitch
TKS	Tun Knit Stitch
TRS	Tun Reversed Stitch

	Border / connection stitch
	TSS
	TPS
	TKS
	TRS
	Return stitch

Attaching: Join in back of right corner of horizontal line above Block 32, at the far edge, pick up 13 loops across and make connection (15 loops on hook)

Abbreviations

TSS	<i>Tun Simple Stitch</i>
TPS	<i>Tun Purl Stitch</i>
TKS	<i>Tun Knit Stitch</i>
TRS	<i>Tun Reversed Stitch</i>

Attaching: Join in back of right corner of horizontal line above Block 47, at the far edge, pick up 47 loops across and make connection (49 loops on hook)



connection loop / border stitch



TSS



TPS



TKS



TRS



return stitch



2 TKS over 1 TPS left



2 TKS over 1 TPS right

